

4.3 3SU10 devices for use on 3-slot holder

4.3.1 22.5 mm pushbuttons

Pushbuttons are used to actuate contact modules and allow short-time contact or permanent closing / opening of a contact element. The buttons can be replaced from the front by the user.

Pushbuttons are available in different variants according to the following features:

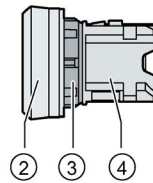
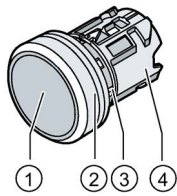
- Height of button
- Height of front ring
- Collar and front ring material
- Colors of the buttons
- Switching function: momentary contact variants and latching variants

For further information refer to Chapters "Mounting (Page 110)", "22.5 mm pushbuttons with standard inscription (Page 101)" and "Accessories (Page 339)"

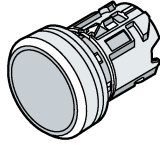
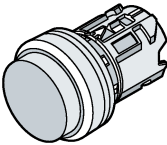
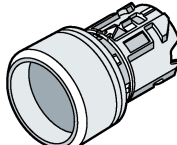
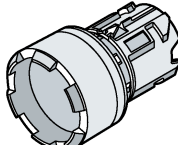
3SU1 range of devices

4.1 Types of 3SU1 actuating elements and signaling elements

4.1.1 Design of a 3SU1 actuating or signaling element



- ① Actuator (in this case: pushbutton)
- ② Front ring
- ③ Seal
- ④ Collar

Pushbuttons				
				
Flat button Flat front ring	Raised button Flat front ring	Flat button Raised front ring	Flat button Raised, castellated front ring	
Collar / Front ring material	Article number			
Plastic / Plastic				
Siemens Industry Mall (http://mall.industry.siemens.com/mall/en/en/Catalog/Products/10221475)				
• Black	3SU1000-0Ax10-0AA0	3SU1000-0Bx10-0AA0	3SU1000-0Cx10-0AA0	3SU1000-0DB10-0AA0
• Red	3SU1000-0Ax20-0AA0	3SU1000-0Bx20-0AA0	3SU1000-0Cx20-0AA0	3SU1000-0DB20-0AA0
• Yellow	3SU1000-0Ax30-0AA0	3SU1000-0Bx30-0AA0	3SU1000-0Cx30-0AA0	3SU1000-0DB30-0AA0
• Green	3SU1000-0Ax40-0AA0	3SU1000-0Bx40-0AA0	3SU1000-0Cx40-0AA0	3SU1000-0DB40-0AA0
• Blue	3SU1000-0Ax50-0AA0	3SU1000-0Bx50-0AA0	3SU1000-0Cx50-0AA0	3SU1000-0DB50-0AA0
• White	3SU1000-0Ax60-0AA0	3SU1000-0Bx60-0AA0	3SU1000-0Cx60-0AA0	3SU1000-0DB60-0AA0
• Clear	3SU1000-0AB70-0AA0	—	—	—
Plastic / Metal, matte				
Siemens Industry Mall (http://mall.industry.siemens.com/mall/en/en/Catalog/Products/10226610)				
• Black	3SU1030-0Ax10-0AA0	3SU1030-0Bx10-0AA0	3SU1030-0Cx10-0AA0	—
• Red	3SU1030-0Ax20-0AA0	3SU1030-0Bx20-0AA0	3SU1030-0Cx20-0AA0	—
• Yellow	3SU1030-0Ax30-0AA0	3SU1030-0Bx30-0AA0	3SU1030-0Cx30-0AA0	—
• Green	3SU1030-0Ax40-0AA0	3SU1030-0Bx40-0AA0	3SU1030-0Cx40-0AA0	—
• Blue	3SU1030-0Ax50-0AA0	3SU1030-0Bx50-0AA0	3SU1030-0Cx50-0AA0	—
• White	3SU1030-0Ax60-0AA0	3SU1030-0Bx60-0AA0	3SU1030-0Cx60-0AA0	—
• Clear	3SU1030-0AB70-0AA0	—	—	—

Metal / Metal				
Siemens Industry Mall (http://mall.industry.siemens.com/mall/en/en/Catalog/Products/10221476)				
• Black	3SU1050-0Ax10-0AA0	3SU1050-0Bx10-0AA0	3SU1050-0Cx10-0AA0	—
• Red	3SU1050-0Ax20-0AA0	3SU1050-0Bx20-0AA0	3SU1050-0Cx20-0AA0	—
• Yellow	3SU1050-0Ax30-0AA0	3SU1050-0Bx30-0AA0	3SU1050-0Cx30-0AA0	—
• Green	3SU1050-0Ax40-0AA0	3SU1050-0Bx40-0AA0	3SU1050-0Cx40-0AA0	—
• Blue	3SU1050-0Ax50-0AA0	3SU1050-0Bx50-0AA0	3SU1050-0Cx50-0AA0	—
• White	3SU1050-0Ax60-0AA0	3SU1050-0Bx60-0AA0	3SU1050-0Cx60-0AA0	—
• Clear	3SU1050-0AB70-0AA0	—	—	—

x: A = latching (push to unlatch)

x: B = momentary contact

Note

Not all combinations listed in the tables are available. In the case of special versions, please consult Technical Assistance, or initiate a P1000 request.

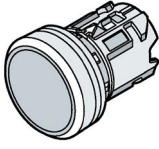

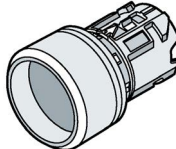
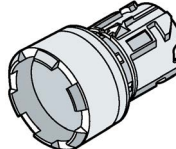
4.3.2 22.5 mm illuminated pushbuttons

Illuminated pushbuttons are used to actuate contact modules and can also function as display devices by means of an LED module. A variant with a fixed pushbutton can be used as an indicator light. The buttons can be replaced from the front by the user.

The illuminated pushbuttons are available in different variants according to the following features:

- Height of button
- Collar and front ring material
- Colors of the buttons
- Switching function: momentary contact variants and latching variants.
- Illumination

You will find additional information in Chapters "Mounting (Page 110)" and "Accessories (Page 339)"

Illuminated pushbuttons				
				
	Flat button Flat front ring	Raised button Flat front ring	Flat button Raised front ring	Flat button Raised, castellated front ring
Collar / Front ring material	Article number			
Plastic / Plastic				
Siemens Industry Mall (https://mall.industry.siemens.com/mall/en/en/Catalog/Products/10221475)				
• Amber	3SU1001-0Ax00-0AA0	3SU1001-0Bx00-0AA0	—	—
• Red	3SU1001-0Ax20-0AA0	3SU1001-0Bx20-0AA0	3SU1001-0BB20-0AA0	—
• Yellow	3SU1001-0Ax30-0AA0	3SU1001-0Bx30-0AA0	3SU1001-0BB30-0AA0	—
• Green	3SU1001-0Ax40-0AA0	3SU1001-0Bx40-0AA0	3SU1001-0BB40-0AA0	—
• Blue	3SU1001-0Ax50-0AA0	3SU1001-0Bx50-0AA0	3SU1001-0BB50-0AA0	—
• White	3SU1001-0Ax60-0AA0	3SU1001-0Bx60-0AA0	—	—
• Clear	3SU1001-0Ax70-0AA0	3SU1001-0Bx70-0AA0	3SU1001-0BB70-0AA0	3SU1001-0DB50-0AA0
Plastic / Metal, matte				
Siemens Industry Mall (https://mall.industry.siemens.com/mall/en/en/Catalog/Products/10221475)				
• Amber	3SU1031-0Ax00-0AA0	3SU1031-0Bx00-0AA0	—	—
• Red	3SU1031-0Ax20-0AA0	3SU1031-0Bx20-0AA0	3SU1031-0BB20-0AA0	—
• Yellow	3SU1031-0Ax30-0AA0	3SU1031-0Bx30-0AA0	3SU1031-0BB30-0AA0	—
• Green	3SU1031-0Ax40-0AA0	3SU1031-0Bx40-0AA0	3SU1031-0BB40-0AA0	—
• Blue	3SU1031-0Ax50-0AA0	3SU1031-0Bx50-0AA0	3SU1031-0BB50-0AA0	—
• White	3SU1031-0Ax60-0AA0	3SU1031-0Bx60-0AA0	—	—
• Clear	3SU1031-0Ax70-0AA0	3SU1031-0Bx70-0AA0	3SU1031-0BB70-0AA0	—

Metal / Metal				
Siemens Industry Mall (https://mall.industry.siemens.com/mall/en/en/Catalog/Products/10221475)				
• Amber	3SU1051-0Ax00-0AA0	3SU1051-0Bx00-0AA0	—	—
• Red	3SU1051-0Ax20-0AA0	3SU1051-0Bx20-0AA0	3SU1051-0BB20-0AA0	—
• Yellow	3SU1051-0Ax30-0AA0	3SU1051-0Bx30-0AA0	3SU1051-0BB30-0AA0	—
• Green	3SU1051-0Ax40-0AA0	3SU1051-0Bx40-0AA0	3SU1051-0BB40-0AA0	—
• Blue	3SU1051-0Ax50-0AA0	3SU1051-0Bx50-0AA0	3SU1051-0BB50-0AA0	—
• White	3SU1051-0Ax60-0AA0	3SU1051-0Bx60-0AA0	—	—
• Clear	3SU1051-0Ax70-0AA0	3SU1051-0Bx70-0AA0	3SU1051-0BB70-0AA0	—

x: A = latching (push to unlatch)

x: B = momentary contact

Note

Not all combinations listed in the table are available. In the case of special versions, please consult Technical Assistance, or initiate a P1000 request.
