


General



Features

- Class MTG Industrial Control Transformers are 100% certified for all domestic and International Applications
- The MTG line has full compliance with IEC Safety standards EN 61 558
- CE Mark in accordance with requirements for EN 61 558
- Meets IP-20 specifications per IEC 529 for finger-safe protection when used with Siemens Touch Safe snap on terminal cover kits. Meets IP-00 specifications when covers are not used.
- UL Listed
- Exceeds applicable requirements for control transformers as determined by NEMA and ANSI
- Insulation requirements is twice that of UL5085
- Available in 50 to 750 VA sizes, in all standard voltage combinations
- Class 130°C (226°F) insulation system. 80°C (176°F) temperature rise. (50-750VA typical)
- Class 180°C (356°F) insulation system. 120°C (248°F) temperature rise. (1000–5000VA typical)
- Primary and secondary fusing capability available as field installed kits for domestic or international fusing
- Integrally-molded terminals and barriers between terminals make breakage virtually impossible during wiring. The MTG transformer construction is the same as our high quality Class MT transformers

Optional Field Installed Fuse Clip Kits For Panel Mounting

- 2-Pole primary Class CC fuse block
- 1-Pole secondary midget fuse block for $1\frac{3}{32} \times 1\frac{1}{2}$ fuses
- 2-Pole primary international type fuse blocks
- 1-Pole secondary international type fuse blocks

Optional Touch-Safe Snap-On Terminal Cover Kits

The Touch-Safe terminal covers are designed to comply with IEC 742 and IP 20 requirements. When installed, the covers prevent contact with current carrying parts on the transformer and are available for 4 terminal configurations.

The international fuse block kits have inherent touch safe terminals and fuse clips.

Siemens Meets International Standards

CSA (Canadian Standards Association) was utilized as a Competent Body in reviewing, interpreting and properly complying with the requirements of IEC-742 to place a CE mark on its MTG Series product. As a National Certification Body, CSA also has the proper documentation and reports on file for MTG Series to utilize the CB Scheme ensuring acceptance throughout the world.

The standard Siemens MTG product is available with terminal covers which meets the requirements of IEC-529, IP20 degree of protection and meets the applicable requirements for covers per IEC-742.

IEC-742

The requirements for industrial control circuit transformers to be used in the European Common Market are identified by the International Electrotechnical Commission (IEC) and specified under IEC-742, Non-Short Circuit Proof Isolating Transformers, under the Low Voltage Directive 73/23/EEC. Manufacturers of control transformers indicate compliance with these requirements by placing a CE mark on the product.

- Winding to winding insulation requirements may be twice that for IEC-742 compared to UL506
- The electrical clearances between current carrying parts are one-third greater to comply with IEC-742 requirements for units up to 250VA with voltages up to 440 volts ac
- Transformers manufactured to IEC-742 requirements will have a minimum of 10% higher overload capacity than those manufactured only to UL506 requirements

While no requirement exists in IEC-742 for the electrical connections to be either finger safe or touch proof, the specification does state that IF a transformer is supplied with a cover to prevent incidental contact with current carrying parts, that cover must utilize two separate methods or places of securing it to the component, with neither being dependent upon the other. Additionally, one of these methods MUST require a tool to remove it.

IEC-529

The requirements for finger-safe or touch-proof electrical connections are identified by the International Electrotechnical Commission (IEC) under specification 529, Classification of Degrees of Protection Provided by Enclosures. These various degrees of protection are identified and differentiated by IP ratings.

The IP specification which most closely approximates protection to a human finger is IP20. This IP rating would be the most common degree of touch-proof connection for electrical components such as transformers.

EN 61 558

The requirements for industrial control transformers to be used in the European Common Market are identified by the IEC and specified in EN 61 558, Safety of Power Control Transformers, under Low Voltage Directive 73/23/EEC. CE mark on the product indicates compliance.

Transformer Selection Process

Selecting a transformer for industrial control circuit applications requires knowledge of the following terms:

Inrush VA is the product of load voltage (V) multiplied by the current (A) that is required during circuit start-up. It is calculated by adding the inrush VA requirements of all devices (contactors, timers, relays, pilot lights, solenoids, etc.), which will be energized together. Inrush VA requirements are best obtained from the component manufacturer.

Sealed VA is the product of load voltage (V) multiplied by the current (A) that is required to operate the circuit after initial start-up or under normal operating conditions. It is calculated by adding the sealed VA requirements of all electrical components of the circuit that will be energized at any given time. Sealed VA requirements are best obtained from the component manufacturer. Sealed VA is also referred to as steady state VA.

Primary Voltage is the voltage available from the electrical distribution system and its operational frequency, which is connected to the transformer supply voltage terminals.

Secondary Voltage is the voltage required for load operation which is connected to the transformer load voltage terminals.



Fuse Clip Kit KCCFPX2R

Primary Fuse Kit

In addition to factory installed secondary fusing, Siemens offers a primary fuse kit for class MT transformers size 50–750 VA for field installation. The primary fuse kit includes a 2-pole Class CC fuse block, instructions and all associated mounting and wiring hardware. Additionally, this fuse kit will fit most competitors' units. To order this kit, use catalog number **KCCFPX2R**. The primary fuse kit, when installed, will add a maximum of 0.69 in. (18 mm) to the transformer "A" dimension and 1.94 in. (49 mm) to the "C" dimension.

Once the circuit variables have been determined, transformer selection is a simple 5-step process as follows:


1. Determine the Application Inrush VA by using the following industry accepted formula:
Application Inrush VA = $\sqrt{(\text{Inrush VA})^2 + (\text{Sealed VA})^2}$
2. Refer to the Regulation Data Chart. If the primary voltage is basically stable and does not vary by more than 5% from nominal, the 90% secondary voltage column should be used. If the primary voltage varies between 5% and 10% of nominal, the 95% secondary voltage column should be used.
3. After determining the proper secondary voltage column, read down until a value equal to or greater than the Application Inrush VA is found. In no case should a figure less than the Application Inrush VA be used.
4. Read left to the Transformer VA Rating column to determine the proper transformer for this application. As a final check, make sure that the Transformer VA Rating is equal to or greater than the total sealed requirements. If not, select a transformer with a VA rating equal to or greater than the total sealed VA.
5. Refer to the following pages to determine the proper catalog number based on the transformer VA, and primary and secondary voltage requirements.

Regulation Data Chart

Transformer VA Ratings	Inrush VA At 20% Power Factor		
	NEMA/IEC 95% Sec Voltage	NEMA/IEC 90% Sec Voltage	NEMA/IEC 85% Sec Voltage
25	100/—	130/—	150/—
50	170/190	200/220	240/270
75	310/350	410/460	540/600
100	370/410	540/600	730/810
150	780/860	930/1030	1150/1270
200	810/900	1150/1270	1450/1600
250	1400/1540	1900/2090	2300/2530
300	1900/2090	2700/2970	3850/4240
350	3100/3410	3650/4020	4800/5280
500	4000/4400	5300/5830	7000/7700
750	8300/9130	11000/12100	14000/15400
1000 ^①	15000/—	21000/—	27000/—
1000 ^②	9000/—	13000/—	18500/—
1500	10500/—	15000/—	205000/—
2000	17000/—	25500/—	34000/—
3000	24000/—	36000/—	47500/—
5000	55000/—	92500/—	115000/—

To comply with NEMA standards, which require all magnetic devices to operate successfully at 85% of rated voltage, the 90% secondary voltage column is most often used in selecting a transformer.

- ① For units with Class 105°C insulation systems.
② For units with Class 180°C insulation systems.




Primary Fuse Kit Installation—Class MT Transformer with Primary Fuse Kit, KCCFPX2R

Industrial Control Power Transformers

Domestic, Class MT

• Revised •
03/28/16

Selection

	Ordering Information	Voltage Table		
	<ul style="list-style-type: none"> ▶ Use the Voltage Table to determine the primary and secondary voltage required. ▶ Field Modifications see page 9/112. ▶ Dimensions see page 9/155. ▶ Wiring Diagrams see page 9/193. ▶ Touchsafe cover chart see page 9/101. 	Primary Volts 50/60 Hz	Secondary Volts	Letter
		240 X 480, 230 X 460, 220 X 440	120/115/110	A
		240 X 480	24	B
		120 X 240	24	C
		115 X 230	24	D
		550/575/600	110/115/120	E
		208/277	120	F
		208/230/460	115	G
		230/460/575	95/115	H
		380/400/415	110 X 220	I
		208/230/460, 200/220/440,240/480	24 X 115, 23 X 110, 25 X 120	J
		240/416/480/600, 230/400/460/575, 220/380/440/550, 208/500	99/120/130, 95/115/125, 91/110/120, 85/100/110	L
		240 X 480	120 X 240	M

VA Rating	Voltage Letter A		Voltage Letter B		Voltage Letter C		Voltage Letter D		Voltage Letter E		Voltage Letter F	
	Catalog No	List Price \$	Catalog No	List Price \$	Catalog No	List Price \$	Catalog No	List Price \$	Catalog No	List Price \$	Catalog No	List Price \$
50	MT0050A		MT0050B		MT0050C		MT0050D		MT0050E		MT0050F	
75	MT0075A		MT0075B		MT0075C		MT0075D		MT0075E		MT0075F	
100	MT0100A		MT0100B		MT0100C		MT0100D		MT0100E		MT0100F	
150	MT0150A		MT0150B		MT0150C		MT0150D		MT0150E		MT0150F	
200	MT0200A		MT0200B		MT0200C		MT0200D		MT0200E		MT0200F	
250	MT0250A		MT0250B		MT0250C		MT0250D		MT0250E		MT0250F	
300	MT0300A		MT0300B		MT0300C		MT0300D		MT0300E		MT0300F	
350	MT0350A		MT0350B		MT0350C		MT0350D		MT0350E		MT0350F	
500	MT0500A		MT0500B		MT0500C		MT0500D		MT0500E		MT0500F	
750	MT0750A		MT0750B		—	—	—	—	MT0750E		MT0750F	
1000	MT1000A		—	—	—	—	—	—	MT1000E		—	—
1500	MT1500A		—	—	—	—	—	—	—	—	—	—
2000	MT2000A		—	—	—	—	—	—	—	—	—	—
3000	MT3000A		—	—	—	—	—	—	—	—	—	—
5000	MT5000A		—	—	—	—	—	—	—	—	—	—

VA Rating	Voltage Letter G		Voltage Letter H		Voltage Letter I		Voltage Letter J		Voltage Letter L		Voltage Letter M	
	Catalog No	List Price \$	Catalog No	List Price \$	Catalog No	List Price \$	Catalog No	List Price \$	Catalog No	List Price \$	Catalog No	List Price \$
50	MT0050G		MT0050H		MT0050I		MT0050J		MT0050L		MT0050M	
75	MT0075G		MT0075H		MT0075I		MT0075J		—	—	MT0075M	
100	MT0100G		MT0100H		MT0100I		MT0100J		MT0100L		MT0100M	
150	MT0150G		MT0150H		MT0150I		MT0150J		MT0150L		MT0150M	
200	MT0200G		MT0200H		MT0200I		MT0200J		—	—	MT0200M	
250	MT0250G		MT0250H		MT0250I		MT0250J		MT0250L		MT0250M	
300	MT0300G		MT0300H		MT0300I		MT0300J		—	—	MT0300M	
350	MT0350G		MT0350H	—	MT0350I		MT0350J		MT0350L		MT0350M	
500	MT0500G		MT0500H		MT0500I		MT0500J		MT0500L		MT0500M	
750	MT0750G		MT0750H		MT0750I		—	—	MT0750L		MT0750M	
1000	MT1000G		MT1000H		MT1000I		—	—	—	—	MT1000M	
1500	MT1500G		MT1500H		MT1500I		—	—	—	—	—	—
2000	MT2000G		MT2000H		MT2000I		—	—	—	—	—	—
3000	MT3000G		MT3000H		MT3000I		—	—	—	—	—	—
5000	MT5000G		MT5000H		—	—	—	—	—	—	—	—


• Revised •
11/16/15

Industrial Control Power Transformers

International, Class MTG

Selection

1
2
3
4
5
6
7
8
9



Ordering Information

- ▶ Use the Voltage Table to determine the primary and secondary voltage required.
- ▶ Field Modifications see page 9/112.
- ▶ Dimensions see page 9/155.
- ▶ Wiring Diagrams see page 9/193.
- ▶ Touchsafe cover chart see below.

Voltage Table

Primary Volts 50/60 Hz	Secondary Volts	Letter
240 X 480, 230 X 460, 220 X 440	120/115/110	A
240 X 480	24	B
120 X 240	24	C
550/575/600	110/115/120	E
380/400/415	110 X 220	I
208/230/460, 200/220/440, 240/480	24 X 115, 23 X 110, 25 X 120	J
380	24	P

VA Rating	Voltage Letter A		Voltage Letter B		Voltage Letter C		Voltage Letter E		Voltage Letter I		Voltage Letter J		Voltage Letter P	
	Catalog No	ListPrice\$	Catalog No	ListPrice\$	Catalog No	ListPrice\$	Catalog No	ListPrice\$	Catalog No	ListPrice\$	Catalog No	ListPrice\$	Catalog No	ListPrice\$
50	MTG0050A		MTG0050B		MTG0050C		MTG0050E		MTG0050I		MTG0050J		MTG0050P	
75	MTG0075A		MTG0075B		MTG0075C		MTG0075E		MTG0075I		MTG0075J		MTG0075P	
100	MTG0100A		MTG0100B		MTG0100C		MTG0100E		MTG0100I		MTG0100J		MTG0100P	
150	MTG0150A		MTG0150B		MTG0150C		MTG0150E		MTG0150I		MTG0150J		MTG0150P	
200	MTG0200A		MTG0200B		MTG0200C		MTG0200E		MTG0200I		MTG0200J		MTG0200P	
250	MTG0250A		MTG0250B		MTG0250C		MTG0250E		MTG0250I		MTG0250J		MTG0250P	
300	MTG0300A		MTG0300B		MTG0300C		MTG0300E		MTG0300I		MTG0300J		MTG0300P	
350	MTG0350A		MTG0350B		MTG0350C		MTG0350E		MTG0350I		MTG0350J		MTG0350P	
500	MTG0500A		MTG0500B		MTG0500C		MTG0500E		MTG0500I		MTG0500J		MTG0500P	
750	MTG0750A		MTG0750B		MTG0750C		MTG0750E		MTG0750I		MTG0750J		MTG0750P	
1000	MTG1000A		MTG1000B		MTG1000C		—	—	—	—	MTG1000J		—	—
1500	MTG1500A		—	—	—	—	—	—	—	—	—	—	—	—
2000	MTG2000A		—	—	—	—	—	—	—	—	—	—	—	—
3000	MTG3000A		—	—	—	—	—	—	—	—	—	—	—	—
5000	MTG5000A		—	—	—	—	—	—	—	—	—	—	—	—

Touchsafe Covers For MT style CPT

VA Rating	Voltage Letter	Primary Side Touchsafe?	Secondary Side Touchsafe?	Secondary Side Fuse Clips?
50	A,B,C,D,E,F,G,H,J	Yes	Yes	Yes ^①
	I,L,M	Yes	Yes	No ^②
75	A,B,C,D,E,F,G,H,J	Yes	Yes	Yes ^①
	I,M	Yes	Yes	No ^②
100	A,B,C,D,E,F,G,H,J	Yes	Yes	Yes ^①
	I,L,M	Yes	Yes	No ^②
150	A,B,C,D,E,F,G,H,J	Yes	Yes	Yes ^①
	I,L,M	Yes	Yes	No ^②
200	A,B,C,D,E,F,G,H,J	Yes	Yes	Yes ^①
	I,M	Yes	Yes	No ^②
250	A,B,C,D,E,F,G,H,J	Yes	Yes	Yes ^①
	I,L,M	Yes	Yes	No ^②
300	A,B,C,D,E,F,G,H,J	Yes	Yes	Yes ^①
	I,M	Yes	Yes	No ^②
350	A,B,C,D,E,F,G,H,J	Yes	Yes	Yes ^①
	I,L,M	Yes	Yes	No ^②
500	A,B,C,D,E,F,G,H,J	Yes	No ^③	Yes ^①
	I,L,M	Yes	Yes	No ^②
750	A,B,C,D,E,F,G,H	Yes	No ^③	Yes ^①
	I,L,M	Yes	Yes	No ^②
1000	A,E,G,H	Yes	No ^③	Yes ^①
	I,M	Yes	Yes	No ^②
1500	A,G,H	Yes	No ^③	Yes ^①
	I	Yes	Yes	No ^②
2000	A,G,H	Yes	No ^③	Yes ^①
	I	Yes	Yes	No ^②
3000	A,G,H,I	Yes	Yes	No ^②
5000	A,G,H	Yes	Yes	No ^②

Touchsafe Covers For MTG style CPT

VA Rating	Voltage Letter	Primary Side Touchsafe?	Secondary Side Touchsafe?	Secondary Side Fuse Clips? ^④
50	A,B,C,E,I,J,P	Yes	Yes	No
75	A,B,C,E,I,J,P	Yes	Yes	No
100	A,B,C,E,I,J,P	Yes	Yes	No
150	A,B,C,E,I,J,P	Yes	Yes	No
200	A,B,C,E,I,J,P	Yes	Yes	No
250	A,B,C,E,I,J,P	Yes	Yes	No
300	A,B,C,E,I,J,P	Yes	Yes	No
350	A,B,C,E,I,J,P	Yes	Yes	No
500	A,B,C,E,I,J,P	Yes	Yes	No
750	A,B,C,E,I,J,P	Yes	Yes	No
1000	A,B,C,J	Yes	Yes	No
1500	A	Yes	Yes	No
2000	A	Yes	Yes	No
3000	A	Yes	Yes	No
5000	A	Yes	Yes	No

① Needs US2:KCCSECFVCR to be Touchsafe

② If secondary fuse holder is required, use KCCF1G panel mount fuse holder

③ Needs US2:KCCSECFVCR2

④ International fusing options, see CPT accessory page