







Selection and ordering data

Version	Order No.	MOQ*
General details <ul style="list-style-type: none"> • Thermoplastic insulating body • Screw terminal at both ends • Enclosed at both ends 		
Note	Section	Page
For labeling accessories, see ...	Accessories	8/2
Terminal size 2.5 mm²		
Through-type terminals, terminal size 2.5 mm² <ul style="list-style-type: none"> • Rated uninterrupted current 24 A • Rated insulation voltage 800 V • Mounting width 6 mm • Terminal height 26 mm • Terminal length 41 mm •  AWG 22-12 •  AWG 18-12 		
Versions <ul style="list-style-type: none"> • Single terminals <ul style="list-style-type: none"> - Beige - Blue - Red - Orange - Yellow - Black - Green • Terminal blocks <ul style="list-style-type: none"> - Beige, 3-pole, width 18 mm - Beige, 10-pole, width 61 mm, with designation 1 ... 10 - Beige, 10-pole, width 61 mm, without inscription 		
Accessories		
<ul style="list-style-type: none"> • Covers <ul style="list-style-type: none"> - With lightning symbol, for terminal size 1.5 to 2.5 mm² - White, facility for inscription, for terminal size 1.5 to 2.5 mm² - For connection bars <ul style="list-style-type: none"> ◦ Transparent, for terminal size 2.5 to 6 mm² ◦ White, facility for inscription, for terminal size 2.5 to 6 mm² • Jumpers, for terminal size 2.5 mm² • Test sockets • Disconnecting links 		
Note <p>Between terminals with terminal sizes 2.5 and 6 mm², two 8WH1 820 barriers are required.</p>		
<ul style="list-style-type: none"> • Insulation plates, for terminal size 2.5 to 6 mm² • Connection bars, for terminal size 2.5 mm² <ul style="list-style-type: none"> - For two terminals - For three terminals - For four terminals - For ten terminals • Barriers, for terminal size 1.5 to 4 mm² 		
PE through-type terminals, terminal size 2.5 mm² <ul style="list-style-type: none"> • Green/yellow • Mounting width 6 mm • Terminal height 26 mm • Terminal length 51 mm 		
Versions <ul style="list-style-type: none"> • One screw terminal • Two screw terminals 		
Accessories		
<ul style="list-style-type: none"> • Barriers, for terminal size 1.5 to 4 mm² 		
 <p>8WA1 011-1DF11</p>		
 <p>8WA1 011-3DF21</p>		
 <p>8WA1 011-0DF21</p>		
 <p>8WA1 011-1PF01</p>		
8WA1 011-1DF11		100 units
8WA1 011-1BF23		50 units
8WA1 011-1BF21		50 units
8WA1 011-1BF22		50 units
8WA1 011-1BF26		50 units
8WA1 011-1BF24		50 units
8WA1 011-1BF25		50 units
8WA1 011-3DF21		10 units
8WA1 011-0DF22		20 units
8WA1 011-0DF21		20 units
8WA1 810		50 units
8WA1 860		50 units
8WA1 822-7AX01		10 units
8WA1 822-7AX03		10 units
8WA1 822-7VF01		50 units
8WA1 854		100 units
8WA1 865		50 units
8WA1 825		50 units
8WA1 895		50 units
8WA1 896		50 units
8WA1 897		20 units
8WA1 898		10/200 units
8WA1 820		50 units
8WA1 011-1PF01		50 units
8WA1 011-1PF00		50 units
8WA1 820		50 units

* You can order this quantity or a multiple thereof.

8WA1 Screw Terminals

8WA through-type terminals

Version	Order No.	MOQ*
---------	-----------	------

Terminal size 4 mm²



8WA1 011-1DG11



8WA1 011-ODG21

Through-type terminals, terminal size 4 mm²

- Rated uninterrupted current 32 A
- Rated insulation voltage 800 V
- Mounting width 6.5 mm
- Terminal height 30 mm
- Terminal length 41 mm
- **UL** AWG 18-10
- **CE** AWG 18-10

Versions

- Single terminals
 - Beige
 - Blue
 - Red
 - Orange
 - Black
- Terminal blocks
 - Beige, 3-pole, width 19.5 mm
 - Beige, 10-pole, width 65.5 mm, labeled 1 ... 10
 - Beige, 10-pole, width 65.5 mm, without inscription

Accessories

	Section	Page
• Covers		
- With lightning symbol, for terminal size 4 and 6 mm ²	Accessories	9/13
- White, facility for inscription, for terminal size 4 and 6 mm ²	Accessories	9/13
- For connection bars		
◦ Transparent, for terminal size 2.5 to 6 mm ²	Accessories	9/13
◦ White, facility for inscription, for terminal size 2.5 to 6 mm ²	Accessories	9/13
• Jumpers, for terminal size 4 mm ²	Accessories	9/13
• Terminal strips	Accessories	9/14
• Test sockets	Accessories	9/14
• Disconnecting links	Accessories	9/14

Note

Between terminals with terminal sizes 2.5 and 6 mm², two 8WH1 820 barriers are required.

• Insulation plates, for terminal size 2.5 to 6 mm ²	Accessories	9/14
• Connection bars, for terminal size 4 mm ²		
- For two terminals	Accessories	9/14
- For three terminals	Accessories	9/14
- For four terminals	Accessories	9/14
- For ten terminals	Accessories	9/14
• Barriers, for terminal size 1.5 to 4 mm ²	Accessories	9/14

8WA1 011-1DG11	100 units
8WA1 011-1BG11	50 units
8WA1 011-1BG21	50 units
8WA1 011-1BG22	50 units
8WA1 011-1BG24	50 units
8WA1 011-3DG21	10 units
8WA1 011-ODG22	20 units
8WA1 011-ODG21	20 units

8WA1 811	50 units
8WA1 862	50 units
8WA1 822-7AX01	10 units
8WA1 822-7AX03	10 units
8WA1 822-7VG00	50 units
8WA1 741-2X	5 units
8WA1 854	100 units
8WA1 865	50 units

8WA1 825	50 units
8WA1 850	50 units
8WA1 851	50 units
8WA1 852	20 units
8WA1 853	10 units
8WA1 820	50 units



8WA1 011-1PG01

PE through-type terminals, terminal size 4 mm²

- Green/yellow
- Mounting width 7.2 mm
- Terminal height 30 mm
- Terminal length 51 mm
- **UL** **CE**









Versions

- One screw terminal
- Two screw terminals

Accessories

	Section	Page
Barriers, for terminal size 1.5 to 4 mm ²	Accessories	9/14












8WA1 011-1PG01	50 units
8WA1 011-1PG00	50 units
8WA1 820	50 units













Version	Order No.	MOQ*																																													
Terminal size 6 mm²																																															
 <p>8WA1 011-1DH11</p>  <p>8WA1 011-3DH21</p>	<p>Through-type terminals, terminal size 6 mm²</p> <ul style="list-style-type: none"> • Rated uninterrupted current 41 A • Rated insulation voltage 800 V • Mounting width 8 mm • Terminal height 33 mm • Terminal length 41 mm •  AWG 14-8 •  AWG 16-8 <p>Versions</p> <ul style="list-style-type: none"> • Single terminals <ul style="list-style-type: none"> - Beige - Blue - Black • Terminal blocks <ul style="list-style-type: none"> - Beige, 3-pole, width 24.5 mm <table border="1"> <thead> <tr> <th>Accessories</th> <th>Section</th> <th>Page</th> </tr> </thead> <tbody> <tr> <td>• Covers</td> <td></td> <td></td> </tr> <tr> <td>- With lightning symbol, for terminal size 4 to 6 mm²</td> <td>Accessories</td> <td>9/13</td> </tr> <tr> <td>- White, facility for inscription, for terminal size 4 and 6 mm²</td> <td>Accessories</td> <td>9/13</td> </tr> <tr> <td>- For connection bars, transparent, for terminal size 2.5 to 6 mm²</td> <td>Accessories</td> <td>9/13</td> </tr> <tr> <td>• Jumpers, for terminal size 6 mm²</td> <td>Accessories</td> <td>9/13</td> </tr> <tr> <td>• Test sockets</td> <td>Accessories</td> <td>9/14</td> </tr> <tr> <td>• Disconnecting links</td> <td>Accessories</td> <td>9/14</td> </tr> </tbody> </table> <p>Note</p> <p>Between terminals with terminal sizes 2.5 and 6 mm², two 8WH1 820 barriers are required.</p> <table border="1"> <tbody> <tr> <td>• Insulation plates, for terminal size 2.5 to 6 mm²</td> <td>Accessories</td> <td>9/14</td> </tr> <tr> <td>• Connection bars, for terminal size 6 mm²</td> <td></td> <td></td> </tr> <tr> <td>- For two terminals</td> <td>Accessories</td> <td>9/14</td> </tr> <tr> <td>- For three terminals</td> <td>Accessories</td> <td>9/14</td> </tr> <tr> <td>- For four terminals</td> <td>Accessories</td> <td>9/14</td> </tr> <tr> <td>- For ten terminals</td> <td>Accessories</td> <td>9/14</td> </tr> <tr> <td>• Barriers, for terminal size 6 and 16 mm²</td> <td>Accessories</td> <td>9/14</td> </tr> </tbody> </table>	Accessories	Section	Page	• Covers			- With lightning symbol, for terminal size 4 to 6 mm ²	Accessories	9/13	- White, facility for inscription, for terminal size 4 and 6 mm ²	Accessories	9/13	- For connection bars, transparent, for terminal size 2.5 to 6 mm ²	Accessories	9/13	• Jumpers, for terminal size 6 mm ²	Accessories	9/13	• Test sockets	Accessories	9/14	• Disconnecting links	Accessories	9/14	• Insulation plates, for terminal size 2.5 to 6 mm ²	Accessories	9/14	• Connection bars, for terminal size 6 mm ²			- For two terminals	Accessories	9/14	- For three terminals	Accessories	9/14	- For four terminals	Accessories	9/14	- For ten terminals	Accessories	9/14	• Barriers, for terminal size 6 and 16 mm ²	Accessories	9/14	<p>8WA1 011-1DH11 50 units</p> <p>8WA1 011-1BH23 50 units</p> <p>8WA1 011-1BH24 50 units</p> <p>8WA1 011-3DH21 20 units</p> <p>8WA1 811 50 units</p> <p>8WA1 862 50 units</p> <p>8WA1 822-7AX01 10 units</p> <p>8WA1 822-7VH00 50 units</p> <p>8WA1 854 100 units</p> <p>8WA1 865 50 units</p> <p>8WA1 825 50 units</p> <p>8WA1 885 50 units</p> <p>8WA1 886 50 units</p> <p>8WA1 887 20 units</p> <p>8WA1 888 10 units</p> <p>8WA1 821 50 units</p> <p>8WA1 010-1PH01 50 units</p> <p>8WA1 821 50 units</p> <p>8WA1 011-1PH00 50 units</p> <p>8WA1 821 50 units</p>
Accessories	Section	Page																																													
• Covers																																															
- With lightning symbol, for terminal size 4 to 6 mm ²	Accessories	9/13																																													
- White, facility for inscription, for terminal size 4 and 6 mm ²	Accessories	9/13																																													
- For connection bars, transparent, for terminal size 2.5 to 6 mm ²	Accessories	9/13																																													
• Jumpers, for terminal size 6 mm ²	Accessories	9/13																																													
• Test sockets	Accessories	9/14																																													
• Disconnecting links	Accessories	9/14																																													
• Insulation plates, for terminal size 2.5 to 6 mm ²	Accessories	9/14																																													
• Connection bars, for terminal size 6 mm ²																																															
- For two terminals	Accessories	9/14																																													
- For three terminals	Accessories	9/14																																													
- For four terminals	Accessories	9/14																																													
- For ten terminals	Accessories	9/14																																													
• Barriers, for terminal size 6 and 16 mm ²	Accessories	9/14																																													
 <p>8WA1 010-1PH01</p>	<p>PE through-type terminals, terminal size 6 mm², one screw terminal</p> <ul style="list-style-type: none"> • Bare • Mounting width 6 mm • Terminal height 25 mm • Terminal length 44 mm • Also for use as shield terminal <table border="1"> <thead> <tr> <th>Accessories</th> <th>Section</th> <th>Page</th> </tr> </thead> <tbody> <tr> <td>Barriers, for terminal size 6 and 16 mm²</td> <td>Accessories</td> <td>9/14</td> </tr> </tbody> </table>	Accessories	Section	Page	Barriers, for terminal size 6 and 16 mm ²	Accessories	9/14																																								
Accessories	Section	Page																																													
Barriers, for terminal size 6 and 16 mm ²	Accessories	9/14																																													
 <p>8WA1 011-1PH00</p>	<p>PE through-type terminals, terminal size 6 mm², two screw terminals</p> <ul style="list-style-type: none"> • Green/yellow • Mounting width 8 mm • Terminal height 33 mm • Terminal length 51 mm •   <table border="1"> <thead> <tr> <th>Accessories</th> <th>Section</th> <th>Page</th> </tr> </thead> <tbody> <tr> <td>Barriers, for terminal size 6 and 16 mm²</td> <td>Accessories</td> <td>9/14</td> </tr> </tbody> </table>	Accessories	Section	Page	Barriers, for terminal size 6 and 16 mm ²	Accessories	9/14																																								
Accessories	Section	Page																																													
Barriers, for terminal size 6 and 16 mm ²	Accessories	9/14																																													

* You can order this quantity or a multiple thereof.

8WA1 Screw Terminals








8WA through-type terminals

Version	Order No.	MOQ*																								
Terminal size 16 mm²																										
 <p>8WA1 204</p>  <p>8WA1 304</p>	<p>Through-type terminals, terminal size 16 mm²</p> <ul style="list-style-type: none"> • Rated uninterrupted current 76 A • Rated insulation voltage 800 V • Mounting width 10 mm • Terminal height 38 mm • Terminal length 41 mm •  AWG 12-4 •  AWG 14-6 <p>Versions</p> <ul style="list-style-type: none"> • Single terminals <ul style="list-style-type: none"> - Beige - Blue • Terminal blocks <ul style="list-style-type: none"> - 3-pole, width 30 mm <p>Accessories</p> <table border="1"> <thead> <tr> <th>Section</th> <th>Page</th> </tr> </thead> <tbody> <tr> <td>Covers</td> <td></td> </tr> <tr> <td>- With lightning symbol, for terminal size 16 mm²</td> <td>Accessories 9/13</td> </tr> <tr> <td>- White, facility for inscription, for terminal size 16 mm²</td> <td>Accessories 9/13</td> </tr> <tr> <td>- For connection bars, transparent, for terminal size 16 and 35 mm²</td> <td>Accessories 9/13</td> </tr> <tr> <td>Insulation plates, for terminal size 16 and 35 mm²</td> <td>Accessories 9/14</td> </tr> <tr> <td>Connection bars, for terminal size 16 mm²</td> <td></td> </tr> <tr> <td>- For two terminals</td> <td>Accessories 9/14</td> </tr> <tr> <td>- For three terminals</td> <td>Accessories 9/14</td> </tr> <tr> <td>- For four terminals</td> <td>Accessories 9/14</td> </tr> <tr> <td>- For ten terminals</td> <td>Accessories 9/14</td> </tr> <tr> <td>Barriers, for terminal size 6 and 16 mm²</td> <td>Accessories 9/14</td> </tr> </tbody> </table>	Section	Page	Covers		- With lightning symbol, for terminal size 16 mm ²	Accessories 9/13	- White, facility for inscription, for terminal size 16 mm ²	Accessories 9/13	- For connection bars, transparent, for terminal size 16 and 35 mm ²	Accessories 9/13	Insulation plates, for terminal size 16 and 35 mm²	Accessories 9/14	Connection bars, for terminal size 16 mm²		- For two terminals	Accessories 9/14	- For three terminals	Accessories 9/14	- For four terminals	Accessories 9/14	- For ten terminals	Accessories 9/14	Barriers, for terminal size 6 and 16 mm²	Accessories 9/14	<p>8WA1 204 20 units</p> <p>8WA1 011-1BK11 10 units</p> <p>8WA1 304 20 units</p> <hr/> <p>8WA1 812 50 units</p> <p>8WA1 892 50 units</p> <p>8WA1 822-7AX02 10 units</p> <p>8WA1 822-7TK00 50 units</p> <hr/> <p>8WA1 842 20 units</p> <p>8WA1 845 20 units</p> <p>8WA1 848 10 units</p> <p>8WA1 802 10 units</p> <p>8WA1 821 50 units</p>
Section	Page																									
Covers																										
- With lightning symbol, for terminal size 16 mm ²	Accessories 9/13																									
- White, facility for inscription, for terminal size 16 mm ²	Accessories 9/13																									
- For connection bars, transparent, for terminal size 16 and 35 mm ²	Accessories 9/13																									
Insulation plates, for terminal size 16 and 35 mm²	Accessories 9/14																									
Connection bars, for terminal size 16 mm²																										
- For two terminals	Accessories 9/14																									
- For three terminals	Accessories 9/14																									
- For four terminals	Accessories 9/14																									
- For ten terminals	Accessories 9/14																									
Barriers, for terminal size 6 and 16 mm²	Accessories 9/14																									
 <p>8WA1 011-1PK00</p>	<p>PE through-type terminals and through-type PEN terminals, terminal size 16 mm²</p> <ul style="list-style-type: none"> • Green/yellow • for I = 76 A • Mounting width 12 mm • Terminal height 38 mm • Terminal length 53 mm • Two screw terminals •   <p>Accessories</p> <table border="1"> <thead> <tr> <th>Section</th> <th>Page</th> </tr> </thead> <tbody> <tr> <td>Barriers, for terminal size 6 and 16 mm²</td> <td>Accessories 9/14</td> </tr> </tbody> </table>	Section	Page	Barriers, for terminal size 6 and 16 mm²	Accessories 9/14	<p>8WA1 011-1PK00 25 units</p> <hr/> <p>8WA1 821 50 units</p>																				
Section	Page																									
Barriers, for terminal size 6 and 16 mm²	Accessories 9/14																									
Terminal size 35 mm²																										
 <p>8WA1 205</p>  <p>8WA1 305</p>	<p>Through-type terminals, terminal size 35 mm²</p> <ul style="list-style-type: none"> • Rated uninterrupted current 125 A • Rated insulation voltage 800 V • Mounting width 16 mm • Terminal height 50 mm • Terminal length 53 mm •  AWG 10-1 •  AWG 12-2 <p>Versions</p> <ul style="list-style-type: none"> • Single terminals <ul style="list-style-type: none"> - Beige - Blue • Terminal blocks <ul style="list-style-type: none"> - 3-pole, width 48 mm <p>Accessories</p> <table border="1"> <thead> <tr> <th>Section</th> <th>Page</th> </tr> </thead> <tbody> <tr> <td>Covers</td> <td></td> </tr> <tr> <td>- With lightning symbol, for terminal size 35 mm²</td> <td>Accessories 9/13</td> </tr> <tr> <td>- White, facility for inscription, for terminal size 35 mm²</td> <td>Accessories 9/13</td> </tr> <tr> <td>- For connection bars, transparent, for terminal size 16 and 35 mm²</td> <td>Accessories 9/13</td> </tr> <tr> <td>Insulation plates, for terminal size 16 and 35 mm²</td> <td>Accessories 9/14</td> </tr> <tr> <td>Connection bars, for terminal size 35 mm²</td> <td></td> </tr> <tr> <td>- For two terminals</td> <td>Accessories 9/14</td> </tr> <tr> <td>- For three terminals</td> <td>Accessories 9/14</td> </tr> <tr> <td>- For ten terminals</td> <td>Accessories 9/14</td> </tr> <tr> <td>Barriers, for terminal size 35 mm²</td> <td>Accessories 9/14</td> </tr> </tbody> </table>	Section	Page	Covers		- With lightning symbol, for terminal size 35 mm ²	Accessories 9/13	- White, facility for inscription, for terminal size 35 mm ²	Accessories 9/13	- For connection bars, transparent, for terminal size 16 and 35 mm ²	Accessories 9/13	Insulation plates, for terminal size 16 and 35 mm²	Accessories 9/14	Connection bars, for terminal size 35 mm²		- For two terminals	Accessories 9/14	- For three terminals	Accessories 9/14	- For ten terminals	Accessories 9/14	Barriers, for terminal size 35 mm²	Accessories 9/14	<p>8WA1 205 20 units</p> <p>8WA1 011-1BM11 10 units</p> <p>8WA1 305 20 units</p> <hr/> <p>8WA1 813 50 units</p> <p>8WA1 893 50 units</p> <p>8WA1 822-7AX02 10 units</p> <p>8WA1 822-7TK00 50 units</p> <hr/> <p>8WA1 828 20 units</p> <p>8WA1 803 20 units</p> <p>8WA1 804 10 units</p> <p>8WA1 823 25 units</p>		
Section	Page																									
Covers																										
- With lightning symbol, for terminal size 35 mm ²	Accessories 9/13																									
- White, facility for inscription, for terminal size 35 mm ²	Accessories 9/13																									
- For connection bars, transparent, for terminal size 16 and 35 mm ²	Accessories 9/13																									
Insulation plates, for terminal size 16 and 35 mm²	Accessories 9/14																									
Connection bars, for terminal size 35 mm²																										
- For two terminals	Accessories 9/14																									
- For three terminals	Accessories 9/14																									
- For ten terminals	Accessories 9/14																									
Barriers, for terminal size 35 mm²	Accessories 9/14																									

Version	Order No.	MOQ*												
 <p>PE through-type terminals and through-type PEN terminals, terminal size 35 mm²</p> <ul style="list-style-type: none"> • Green/yellow • for I = 125 A • Mounting width 16 mm • Terminal height 50 mm • Terminal length 53 mm • Two screw terminals •   <p>Accessories</p> <table border="1"> <thead> <tr> <th>Accessories</th> <th>Section</th> <th>Page</th> </tr> </thead> <tbody> <tr> <td>Barriers, for terminal size 35 mm²</td> <td>Accessories</td> <td>9/14</td> </tr> </tbody> </table> <p>8WA1 011-1PM00</p>	Accessories	Section	Page	Barriers, for terminal size 35 mm ²	Accessories	9/14	<p>8WA1 011-1PM00</p> <p>8WA1 823</p>	<p>25 units</p> <p>25 units</p>						
Accessories	Section	Page												
Barriers, for terminal size 35 mm ²	Accessories	9/14												
<p>Terminal size 70 mm²</p>														
 <p>Through-type terminals, terminal size 70 mm²</p> <ul style="list-style-type: none"> • Rated uninterrupted current 192 A • Rated insulation voltage 800 V • Mounting width 25 mm • Terminal height 64.5 mm • Terminal length 73.5 mm •  AWG 8-3/0 •  AWG 8-1/0 <p>Versions</p> <ul style="list-style-type: none"> • Beige • Blue <p>Accessories</p> <table border="1"> <thead> <tr> <th>Accessories</th> <th>Section</th> <th>Page</th> </tr> </thead> <tbody> <tr> <td>Covers, with lightning symbol, for terminal size 70 mm²</td> <td>Accessories</td> <td>9/13</td> </tr> <tr> <td>Connection bars, for terminal size 70 mm², for 2 terminals</td> <td>Accessories</td> <td>9/14</td> </tr> <tr> <td>Barriers, for terminal size 70 mm²</td> <td>Accessories</td> <td>9/14</td> </tr> </tbody> </table> <p>8WA1 206</p>	Accessories	Section	Page	Covers, with lightning symbol, for terminal size 70 mm ²	Accessories	9/13	Connection bars, for terminal size 70 mm ² , for 2 terminals	Accessories	9/14	Barriers, for terminal size 70 mm ²	Accessories	9/14	<p>8WA1 206</p> <p>8WA1 011-1BP11</p> <p>8WA1 814</p> <p>8WA1 216</p> <p>8WA1 824</p>	<p>10/60 units</p> <p>10 units</p> <p>50 units</p> <p>20 units</p> <p>25 units</p>
Accessories	Section	Page												
Covers, with lightning symbol, for terminal size 70 mm ²	Accessories	9/13												
Connection bars, for terminal size 70 mm ² , for 2 terminals	Accessories	9/14												
Barriers, for terminal size 70 mm ²	Accessories	9/14												
<p>Accessories</p>														
 <p>Covers</p> <p>Versions</p> <ul style="list-style-type: none"> • With lightning symbol <ul style="list-style-type: none"> - For terminal size 1.5 ... 2.5 mm² - For terminal sizes 4 and 6 mm² - For terminal size 16 mm² - For terminal size 35 mm² - For terminal size 70 mm² <p>8WA1 810</p>	<p>8WA1 810</p> <p>8WA1 811</p> <p>8WA1 812</p> <p>8WA1 813</p> <p>8WA1 814</p>	<p>50 units</p> <p>50 units</p> <p>50 units</p> <p>50 units</p> <p>50 units</p>												
 <p>White, facility for inscription</p> <ul style="list-style-type: none"> - For terminal size 1.5 ... 2.5 mm² - For terminal sizes 4 and 6 mm² - For terminal size 16 mm² - For terminal size 35 mm² <p>8WA1 860</p>	<p>8WA1 860</p> <p>8WA1 862</p> <p>8WA1 892</p> <p>8WA1 893</p>	<p>50 units</p> <p>50 units</p> <p>50 units</p> <p>50 units</p>												
 <p>For connection bars, transparent</p> <ul style="list-style-type: none"> - For terminal size 2.5 ... 6 mm² - For terminal sizes 16 and 35 mm² <p>8WA1 822-7AX01</p>	<p>8WA1 822-7AX01</p> <p>8WA1 822-7AX02</p>	<p>10 units</p> <p>10 units</p>												
 <p>For connection bars, white, facility for inscription, for terminal size 2.5 to 6 mm²</p> <p>8WA1 822-7AX03</p>	<p>8WA1 822-7AX03</p>	<p>10 units</p>												
 <p>Jumpers</p> <p>For connection bars</p> <p>Versions</p> <ul style="list-style-type: none"> • For terminal size 2.5 mm² • For terminal size 4 mm² • For terminal size 6 mm² <p>8WA1 822-7VF01</p>	<p>8WA1 822-7VF01</p> <p>8WA1 822-7VG00</p> <p>8WA1 822-7VH00</p>	<p>50 units</p> <p>50 units</p> <p>50 units</p>												
 <p>End retainers, thermoplastic</p> <p>Width 10 mm</p> <p>8WA1 808</p>	<p>8WA1 808</p>	<p>50 units</p>												

8WA1 Screw Terminals

8WA through-type terminals

Version	Order No.	MOQ*
 <p>Terminal strips</p> <ul style="list-style-type: none"> • 6-pole • Labeled 1 to 6 <p>8WA1 741-2X</p>	8WA1 741-2X	5 units
 <p>Test sockets</p> <ul style="list-style-type: none"> • Ø 2.3 mm • Up to 10 A • Terminal size 2.5 to 6 mm² <p>8WA1 854</p>	8WA1 854	100 units
 <p>Test plugs</p> <ul style="list-style-type: none"> • For 8WA1 and 8WA2 terminals with 2.3 mm Ø hole or 8WA1 854, 8WA1 884 test sockets • Uninterrupted current 10 A <p>8WA1 868</p>	<p>8WA1 868</p> <p>8WA1 870</p>	<p>10 units</p> <p>10 units</p>
 <p>Disconnecting links</p> <p>Up to 32 A</p> <p>Note</p> <p>Between terminals with terminal sizes 2.5 and 6 mm², two 8WH1 820 barriers are required.</p> <p>8WA1 865</p>	8WA1 865	50 units
 <p>Insulation plates</p> <p>8WA1 825</p>	<p>8WA1 825</p> <p>8WA1 822-7TK00</p>	<p>50 units</p> <p>50 units</p>
 <p>Connection bars</p> <p>8WA1 895</p>	<p>8WA1 895</p> <p>8WA1 896</p> <p>8WA1 897</p> <p>8WA1 898</p> <p>8WA1 850</p> <p>8WA1 851</p> <p>8WA1 852</p> <p>8WA1 853</p> <p>8WA1 885</p> <p>8WA1 886</p> <p>8WA1 887</p> <p>8WA1 888</p> <p>8WA1 842</p> <p>8WA1 845</p> <p>8WA1 848</p> <p>8WA1 802</p> <p>8WA1 828</p> <p>8WA1 803</p> <p>8WA1 804</p> <p>8WA1 216</p>	<p>50 units</p> <p>50 units</p> <p>20 units</p> <p>10/200 units</p> <p>50 units</p> <p>50 units</p> <p>20 units</p> <p>10 units</p> <p>50 units</p> <p>50 units</p> <p>20 units</p> <p>10 units</p> <p>20 units</p> <p>20 units</p> <p>10 units</p> <p>20 units</p> <p>20 units</p> <p>10 units</p>
 <p>Barriers</p> <p>8WA1 820</p>	<p>8WA1 820</p> <p>8WA1 821</p> <p>8WA1 823</p> <p>8WA1 824</p>	<p>50 units</p> <p>50 units</p> <p>25 units</p> <p>25 units</p>